



THE UNIVERSITY  
*of* NORTH CAROLINA  
*at* CHAPEL HILL

# ***Tuition and Fee Recommendations 2009-2010***

**Bernadette Gray-Little**  
**Executive Vice Chancellor and Provost**  
November, 2008

# Tuition & Fee Task Force Members

Mr. Todd Dalrymple

Dr. Elmira Mangum

Mr. John G. B. Ellison, Jr.

Ms. Karol Mason

Mr. Steve Farmer

Ms. Shirley Ort

Dr. Bernadette Gray-Little

Prof. Julie Page

Mr. Tommy Griffin

Mr. Roger Patterson

Professor Ken Janken

Ms. J.J. Raynor

Professor Vidyadhar Kulkarni

Ms. Cindy Spurlock

# Kiplinger's List – December 2008

## Academic Quality and Affordability

### Undergrad - Resident

### UNC Chapel Hill Public Peers

### Undergrad - Nonresident

#### Rank

#### Rank



1	University of North Carolina at Chapel Hill
2	Univ of Florida
3	Univ of Virginia
11	Univ of Washington
12	Univ of California - Berkeley
13	Univ of California - Los Angeles
14	Univ of Wisconsin - Madison
19	Univ of Texas - Austin
26	Univ of Michigan - Ann Arbor
30	Univ of Pittsburgh
41	Univ of Illinois - Urbana

3
4
8
32
11
17
15
31
28
22
45

### Private Peers

None in the  
top 100

University of Southern California
Johns Hopkins University
University of Pennsylvania
Duke University
Emory University

UNC - Chapel Hill Tuition & Fee Advisory Task Force 2008-09

Tuition and Fees: 2008-09 Actual Rates

Kiplinger Rating		Resident Students			
Quality & Affordability	Public Peers	Undergraduate Rates		Public Peers	Graduate Rates
	30	Univ of Pittsburgh		13,642	75th %tile
41	Univ of Illinois-Urbana	12,106	Univ of Pittsburgh	16,462	
26	Univ of Michigan-Ann Arbor	11,037	Univ of Virginia	12,140	
3	Univ of Virginia	9,490	Univ of Illinois-Urbana	11,988	
19	Univ of Texas-Austin	8,532	Univ of California-Berkeley	10,214	
	<b>50th Percentile</b>	<b>8,094</b>		<b>50th Percentile</b>	<b>10,130</b>
12	Univ of California-Berkeley	7,656	25th %tile	Univ of Washington	10,047
14	Univ of Wisconsin-Madison	7,568		Univ of Wisconsin-Madison	10,022
13	Univ of California-Los Angeles	7,542		Univ of California-Los Angeles	9,670
11	Univ of Washington	6,802		Univ of Texas-Austin	8,766
2	Univ of Florida	3,778		Univ of Florida	8,191
	<b>Average without UNC</b>	<b>8,750</b>		<b>Average without UNC</b>	<b>11,288</b>
1	UNC-Chapel Hill	5,397		UNC-Chapel Hill	6,693

Nonresident Students					
	Public Peers	Undergraduate Rates		Public Peers	Graduate Rates
28	Univ of Michigan-Ann Arbor	33,069	75th %tile	Univ of Michigan-Ann Arbor	33,255
8	Univ of Virginia	29,790		Univ of Pittsburgh	28,686
11	Univ of California-Berkeley	28,264		Univ of California-Berkeley	25,220
17	Univ of California-Los Angeles	28,150		Univ of Wisconsin-Madison	24,944
31	Univ of Texas-Austin	27,760		Univ of Illinois-Urbana	24,742
	<b>50th Percentile</b>	<b>26,825</b>		<b>50th Percentile</b>	<b>24,709</b>
45	Univ of Illinois-Urbana	25,890	25th %tile	Univ of California-Los Angeles	24,676
22	Univ of Pittsburgh	23,290		Univ of Florida	23,316
32	Univ of Washington	23,219		Univ of Washington	22,519
15	Univ of Wisconsin-Madison	21,818		Univ of Virginia	22,140
4	Univ of Florida	20,623		Univ of Texas-Austin	17,344
	<b>Average without UNC</b>	<b>26,245</b>		<b>Average without UNC</b>	<b>24,686</b>
3	UNC-Chapel Hill	22,295		UNC-Chapel Hill	21,091

Private Peer Students					
		Undergraduate Rates		Graduate Rates	
NONE IN THE TOP 100	University of Southern California	37,741		Johns Hopkins University	37,700
	Johns Hopkins University	37,700		University of Pennsylvania	37,526
	University of Pennsylvania	37,526		Duke University	36,858
	Duke University	37,295		Emory University	32,276
	Emory University	36,236		University of Southern California	30,541
		<b>Average</b>	<b>37,300</b>		<b>Average</b>

# Proposed Student Fees for AY 09-10

- Proposed fee increases that all undergraduate and graduate students would pay are highlighted on the following two slides.
- Proposed fee increases only certain students would pay are noted in your handout (e.g. - application fees and orientation fees).
- Audit and Finance Committee approval is requested for all proposed fee increases except the miscellaneous category. (By BOG policy, miscellaneous fees are set by the Chancellor.)
- The Student Government and Child Care Services fees were initiated by student referendum. The proposed increases in these two fees are requested, contingent upon vote of the student body which will occur in February.

# Fees All Undergraduate Students Pay

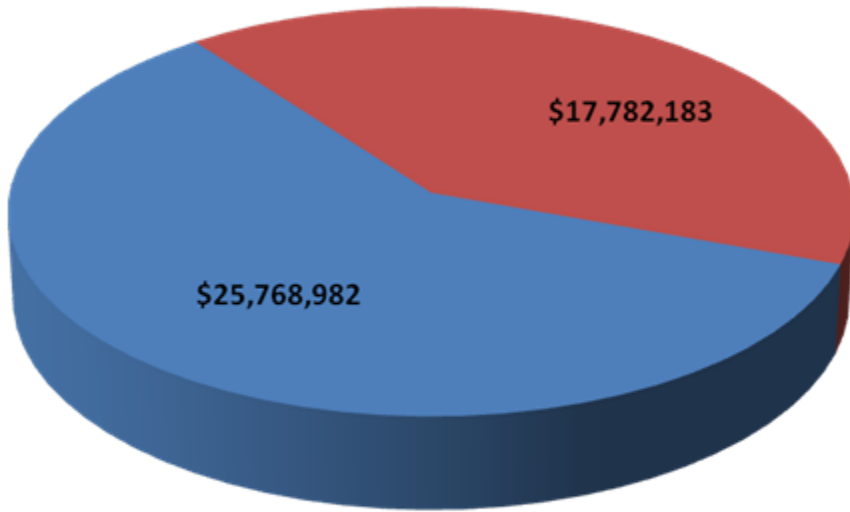
	<b>Approved 08-09</b>	<b>Proposed 09-10</b>	<b>\$ Incr.</b>	<b>% Incr.</b>
<b>General</b>	\$1,342.49	\$1,410.66	\$68.17	5.1%
<b>Debt Service</b>	180.50	180.50	----	0.0%
<b>Special</b>	51.00	51.00	----	0.0%
<b>Miscellaneous</b>	117.75	124.25	6.50	5.5%
<b>Total – UG Fees</b>	\$1,691.74	\$1,766.41	\$74.67	4.4%

# Fees All Graduate Students Pay

	<b>Approved 08-09</b>	<b>Proposed 09-10</b>	<b>\$ Incr.</b>	<b>% Incr.</b>
<b>General</b>	\$1,330.69	\$1,398.86	68.17	5.1%
<b>Debt Service</b>	180.50	180.50	----	0.0%
<b>Special</b>	51.00	51.00	----	0.0%
<b>Miscellaneous</b>	117.75	124.25	6.50	5.5%
<b>Total – Grad Fees</b>	\$1,679.94	\$1,754.61	\$74.67	4.4%

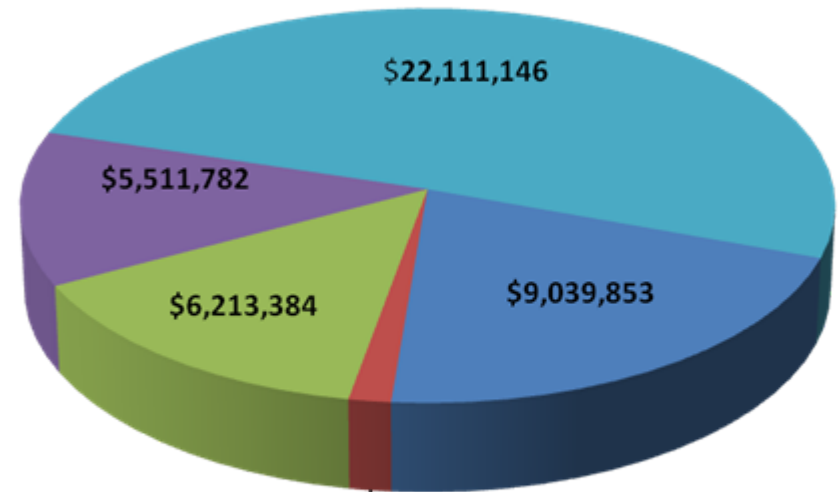
# Five Year History of Campus-based Tuition Revenue Generated and Priorities - FY 2005-FY2009

## Generated



■ Undergraduates ■ Graduates

## Uses



\$675,000

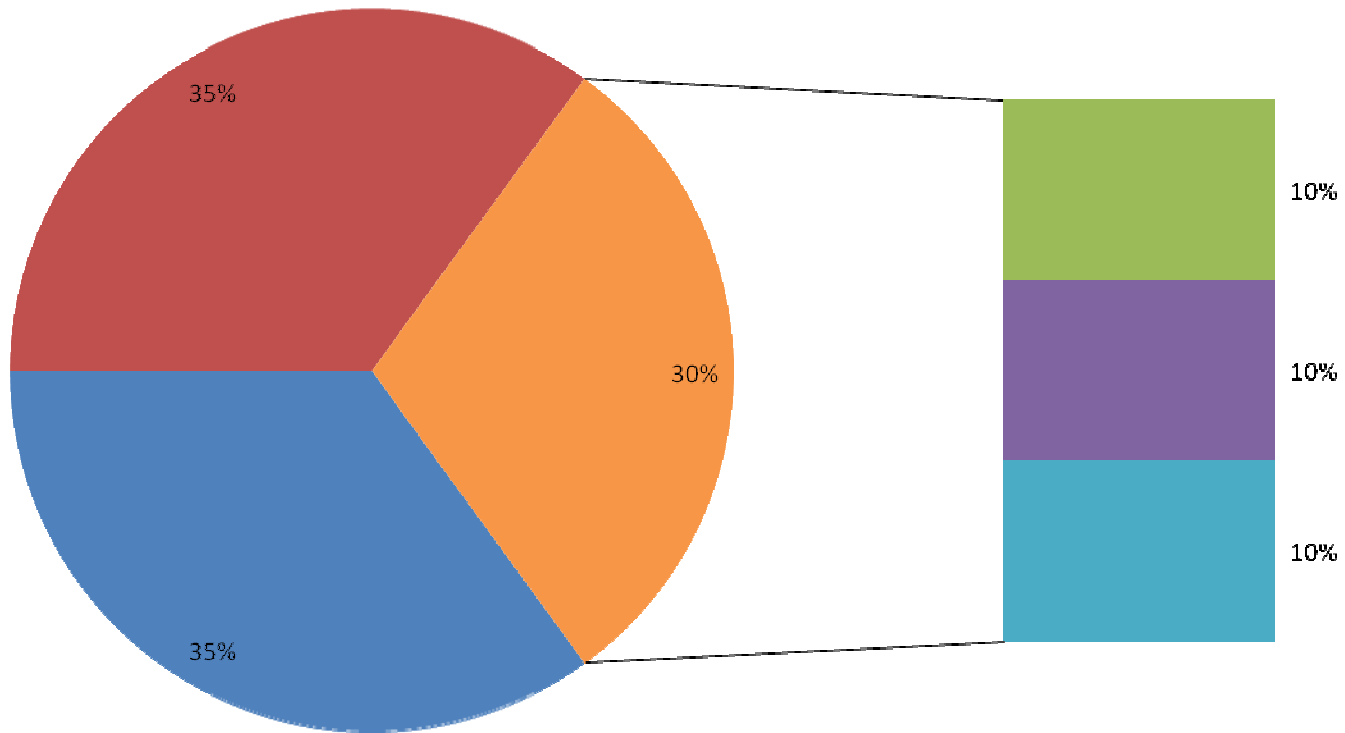
■ Undergraduate Student Aid  
■ Academic Advising  
■ Graduate Student Aid  
■ Graduate Student Tuition Remissions  
■ Faculty Salaries



# Current Task Force Priorities for Tuition Increase

- 35% - Student Aid
- 35% - Faculty Salaries
- 30% - Quality Improvement – Initiatives
  - 15% - Graduate Tuition Remission and Awards
  - 12.5% - Reduce Class Sizes
  - 7.5% - Academic Support Services

# Chancellor's Priorities – Total \$10,408,370



■ Student Aid

■ Graduate Tuition Remission and Awards

■ Academic Support Services

■ Faculty Salaries

■ Reduce Class Sizes

# Tuition Task Force Increase Recommended Options

<b>Current Tuition Rate</b>	<b>\$ 3,705</b>	<b>\$ 20,603</b>	<b>%</b>	<b>\$ 5,013</b>	<b>\$ 19,411</b>
<b>New and Continuing Students</b>	<b>Undergraduate Resident</b>	<b>Undergraduate Nonresident</b>	<b>%</b>	<b>Graduate/ Professional Resident</b>	<b>Graduate/ Professional Nonresident</b>
<b>Projected Student FTE - Fall 2009</b>	<b>13,933</b>	<b>2,887</b>		<b>7,079</b>	<b>2,282</b>
<b>Rate Increase</b>	<b>Revenue Generated</b>				
<b>\$1,339</b>		<b>\$ 3,865,693</b>	<b>6.5%</b>		
<b>\$1,150</b>		<b>\$ 3,320,050</b>	<b>5.6%</b>		
<b>\$500</b>				<b>\$ 3,539,500</b>	<b>\$ 1,141,000</b>
<b>\$400</b>				<b>\$ 2,831,600</b>	<b>\$ 912,800</b>
<b>\$240</b>	<b>\$ 3,343,920</b>				

# Tuition Revenue from Proposals

<u>Generated</u>	<u>Increase</u>	<u>Revenue</u>
Undergrad – Resident	\$ 240 (6.5%)	\$ 3,343,920
Undergrad – Nonresident	\$1,150 (5.6%)	\$ 3,320,050
Graduate – Resident	\$ 400	\$ 2,831,600
Graduate – Nonresident	\$ 400	<u>\$ 912,800</u>
		<b>\$10,408,370</b>

# Summary of Tuition Increase Proposals

<b>All Student Rate Increase Proposal 2009 - 2010</b>			
<b>Campus-based</b>	<b>Current Tuition</b>	<b>Increase</b>	<b>New Tuition</b>
	2008-2009	2009-1010	2009-2010
<b>Undergraduate</b>			
Resident	\$ 3,705	\$ 240	<b>\$ 3,945</b>
Nonresident	\$ 20,603	\$ 1,150	<b>\$ 21,753</b>
<b>Graduate</b>			
Resident	\$ 5,013	\$ 400	<b>\$ 5,413</b>
Nonresident	\$ 19,411	\$ 400	<b>\$ 19,811</b>

# Tuition Revenue Generated for Chancellor Priorities

	<b>Student FTE</b>	<b>Increase Amount</b>	<b>Expected Revenue</b>
<b>UG</b>	\$ 13,933	\$ 240	\$ 3,343,920
<b>UGNR</b>	\$ 2,887	\$ 1,150	\$ 3,320,050
<b>Grad</b>	\$ 7,079	\$ 400	\$ 2,831,600
<b>Grad NR</b>	\$ 2,282	\$ 400	\$ 912,800
<b>Total</b>	<hr/> \$ 26,181		<hr/> \$ 10,408,370

## **PRIORITIES**

Student Aid	35%	\$ 3,642,930
Faculty Salaries	35%	\$ 3,642,930
Quality Improvement	30%	
- Graduate Tuition Remissions/Awards		\$ 1,040,837
- Instructional Resources		\$ 1,040,837
- Academic Support Services		\$ 1,040,837
		<hr/> \$ 10,408,370

# Summary of Tuition Increase Proposals

## Select Professional School Rate Increase Proposals 2009 - 2010

Professional School	Current Tuition	Increase	New Tuition
	2008-2009	2009-1010	2009-2010
<b>Kenan-Flagler Business Sch</b>			
<i>MAC</i> Resident	\$ 15,733	\$ 600	\$ <b>16,733</b>
Nonresident	\$ 31,466	\$ 1600	\$ <b>33,466</b>
<i>MBA</i> Resident	\$ 19,525	\$ 600	\$ <b>20,525</b>
Nonresident	\$ 39,049	\$ 1600	\$ <b>41,049</b>
<b>Pharmacy</b>			
Resident	\$ 11,780	\$ 589	\$ <b>12,769</b>
Nonresident	\$ 28,115	\$ 1406	\$ <b>29,921</b>