

# **GLOBAL IMMIGRATION & THE NEW LATINO SOUTH**

A decorative horizontal bar consisting of a series of vertical rectangular segments in various colors including black, blue, light blue, teal, yellow, and grey, arranged in a slightly wavy pattern across the width of the slide.

## **Understanding our Growing Community**

**Axel Lluch – Governor’s Office of Hispanic/Latino Affairs**

6/18/2007



# THE NEW LATINO SOUTH

- Latinos have differences & similarities in cultural & social customs, political, economic conditions and history
- Most Latinos/Hispanics share a common language, Spanish. Yet there are more: Portuguese, indigenous and others
- U.S. is a nation of immigrants: Europeans, Asians, Africans, Hispanics, etc...



# THE NEW LATINO SOUTH - Population Growth

Pew Hispanic Center study –July 2005

- **The Southeastern U.S. : highest population growth of Hispanics (1990 –2000) :**
  - North Carolina - 492%
  - Georgia - 300%
  - South Carolina - 211%
  - Alabama - 208%
- **Fast-growing economies are magnets for young, unmarried, mobile Latino immigrants; Post-Katrina impact**
- **Economic growth in the 1990's created jobs for 410,000 Hispanics as well as 1.9 million non-Hispanic workers**
- **Hispanic school-age population growth in the South of 322% from 1990-2000 vs. 10% and 18% for whites & blacks**



## THE NEW LATINO SOUTH - Population Growth

- **Hispanics nationwide increased from 22.4mi. to 42.7 mi. (1990-2005) . Now largest ethnic group in U.S. - 14.4% of t. population** (U.S. Census- 7/ 2005)
- **Hispanics in N.C. had a 492% population increase from 77,000 to 379,000 (1990-2000); 4.7% of the NC population** (U.S.Census- year 2000)
- **North Carolina's Hispanic population totaled 600,913 or 7% of the state's population in 2004**  
(UNC-CH Economic Study 2006)



# THE NEW LATINO SOUTH - Population Growth

- **Hispanics have the highest fertility rates of all ethnic/race groups: 2.9 vs. 2.0 and 1.8 children per woman** (vs. U.S. aver. & white aver. – U.S. Census)
- **55% of U.S. Hispanics are 2<sup>nd</sup>. & 3<sup>rd</sup>. generation native born U.S. citizens** ( 3/04 - Pew Hisp.Center )
- **In 2004, 55% of NC Hispanics were citizens or legal residents and 45% were unauthorized residents** (UNC-CH Economic Study 2006)



# THE NEW LATINO SOUTH - Immigrants

- **Hispanic heritage has been part of our nation: California, Texas, N.Mexico, Utah, Nevada, Arizona & Wyoming were part of Mexico until 1845-48; Florida claimed by Spain in 1500's**
- **Puerto Rico is a U.S. territory since 1898**
- **There are numerous generations of Hispanic-Americans as well as foreign-born Latinos**
- **We also have a high number of unauthorized immigrant Latinos**

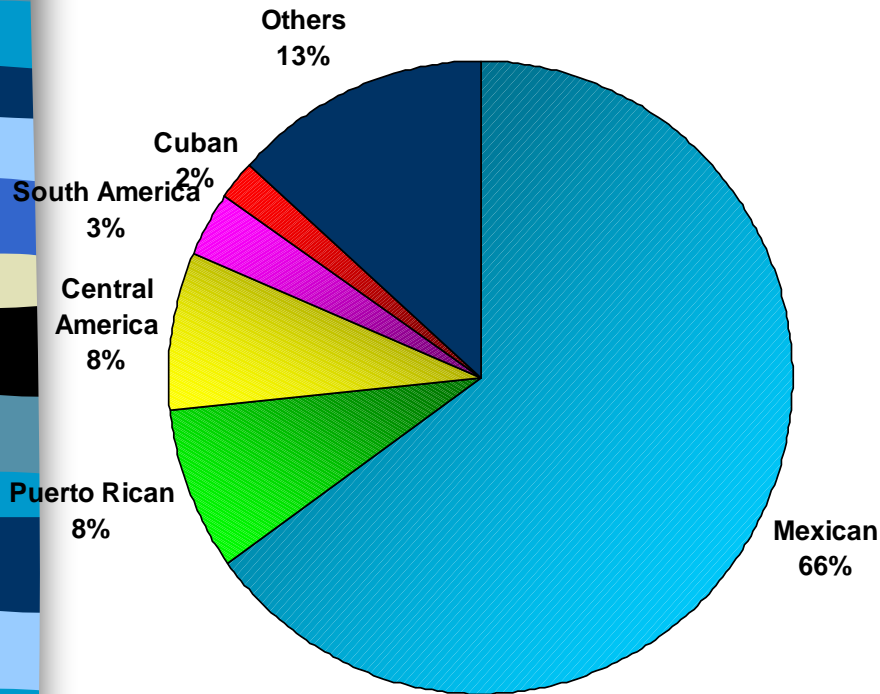


# THE NEW LATINO SOUTH - Immigrants

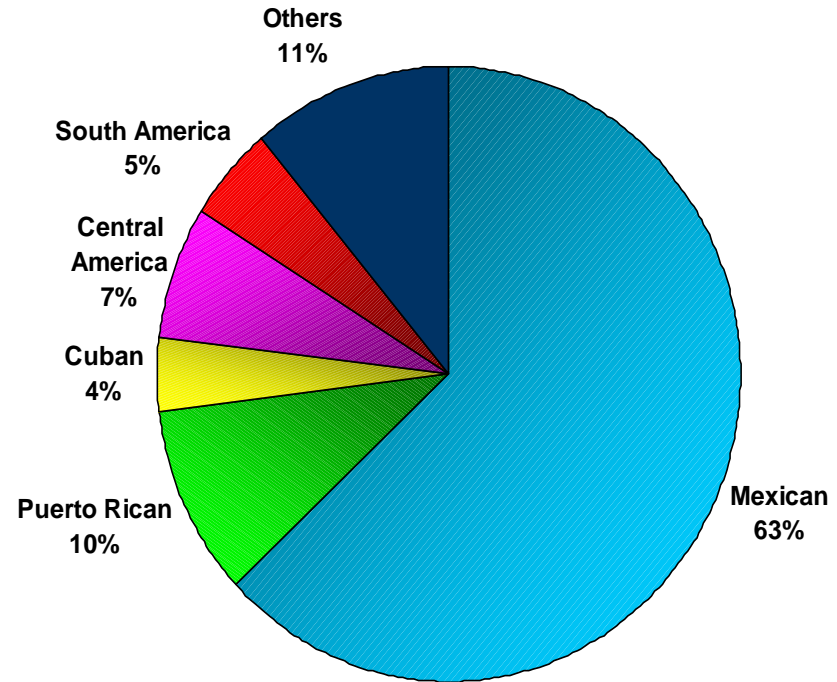
- **They are predominantly from Mexico, but come from all Latin American countries**
- **They also are migrating from other U.S. states**
- **Initial rural migration of low education now includes also urban / more educated immigrants**
- **More permanent migration & family reunification process occurring; less circular migration**

# % Hispanics by Nationality:

## North Carolina



## Total U.S.



2000 Census Data



# THE NEW LATINO SOUTH—Social norms

- **Varies with integration process, social interaction**
- **Slight differences in social / cultural traditions**
- **Strong community, family ties and faith values**
- **More expressive / open emotions  
( touch, less personal space)**
- **Less eye contact, avoid confrontation**
- **Importance of building trust & relationships**
- **Flexible time management / less structured**



# THE NEW LATINO SOUTH - Jobs

- **NC Hispanics are younger/healthier; 55.3% are working-ages of 18 - 44 vs. 37.3% non-Hispanics**  
(UNC-CH Economic Study 2006)
- **Many Latinos work in low-paying / high-risk jobs seldom pursued by non-immigrants (supply and demand )**
- **They fill jobs that 76 million “baby boomers” (born 1946-1964) are starting to leave**
- **They create jobs of new businesses and satisfy the “supply-demand” market needs**



# THE NEW LATINO SOUTH – Economy

(Inter-Amer.Dev.Bank study 2006 )

- **Most immigrants send money back to their countries, but don't send it until they are well-established (\$45 bi./annual)**
- **NC immigrants will send \$1.2 bi. to Latin America in 2006. ( \$300/month aver./hslid. )**
- **U.S. workers born in L.America had a gross income of \$465 bi. in 2006, of which 90% was spent locally**
- **Studies show there is a net positive impact to the economy from their economic contributions. NC impact is \$12.3 bi.**
- **Mexico is U.S. 2<sup>nd</sup>. trading partner. U.S. – Mexico trading was \$290 bi. in 2005; US exports to Mexico increased \$50-\$120 bi. since NAFTA (1994); CAFTA/DR approved in 2006**



# THE NEW LATINO SOUTH-NC Economic Impact

(UNC - CH SCHOOL OF BUSINESS STUDY – 2006 )

- **NC Hispanics had estimated total after tax income of \$8.3 billion in 2004. With 20% of total sent to Latin America, saved, or used for interest payments, the residual spending had total impact of \$9.2 billion on NC**
- **\$9.2 billion impact to N.C. economy through purchases and tax payments, while net cost to the state budget is \$61 million, \$102 per Hispanic resident, for health care, education and corrections**
- **NC exports to Latin America have increased from \$2.9 billion in 1999 to \$4.1 billion in 2004**



# THE NEW LATINO SOUTH - Education

- **From school years 2001 to 2005, Hispanic students accounted for 57% of total growth in NC public schools** (UNC-Ch Economic Study)
- **NC Hispanics have lower education levels vs. non-Hispanics ( median 7.5 vs. 12 yrs of school ); 50% of Hispanics completed less than 8 yrs. of schooling** (UNC-Ch Economic Study)
- **Latino youth educated in the US don't differ much in dropout rates vs. native born** (Pew Hisp. Ctr. Jan 04)
- **Parental involvement is the strongest predictor for academic success of Latinos** (Machado-Casas/Zuniga study 2005)



# THE NEW LATINO SOUTH - Welfare/Health

- **Most immigrants, including Latinos, receive less welfare/social benefits than native-born citizens**
- **Many immigrants are young/healthy so they need less health / welfare services**
- **Barriers to healthcare access make low income Latinos an undeserved and vulnerable population**
- **Highest uninsured rates of any ethnic group. In 2003 CDC reported Hispanics with no health insurance coverage varied from 18 % to 38 % (Pto.Ricans-Mexicans). Medicaid coverage went from 19.3 to 31 % (various - Pto.Ricans)**



# THE NEW LATINO SOUTH - Challenges

- **Language barriers in a global village**
- **Limited education, high dropout rates**
- **Post-high school education access**
- **Limited social contact and isolation**
- **Immigration status of many foreign-born Latinos**



# NEW LATINO SOUTH-Recommendations

- **Learn English to broaden Hispanics progress and success**
- **Education alternatives: part-time, online, after-work, Plazas Com., Learn & Earn, private scholarships, out-of-state educ.**
- **Build relationships with non-Hispanics (social competence and integration)**
- **Comprehensive Immigration Reform in post- 9/11 America**
- **Understand N.C.-U.S. lifestyles & customs**
- **No “miracle or fast” solutions**



# Latino Immigration - Friend or Foe?

- **This topic raises strong emotions & attitudes, as well diverse and polarizing opinions**
- **The U.S. immigration system is overwhelmed due to insufficient resources and capacity**
- **Immigration Acts 1986 & 1990 legalized many Latinos (legal residency & naturalization); 1996 law and 2005 Real ID Act brought more restrictions to immigrants**
- **Some immigrants are given temporary immigration status (TPS) & refugee protection (ex. Cubans, Nicaragua, El Salvador, Honduras)**
- **Puerto Ricans were extended citizenship in 1917**



# Latino Immigration - Statistics

- **Unauthorized immigrants est. at 11.5 mi. – 12mi. of 298mi. (3.8 - 4.0% of t.pop.)** (3/06 - Pew Hisp.Center)
- **45% “unauthorized” immigrants arrive with legal visas and overstay (work/student/tourist)-** Pew H.Ctr.
- **Immigration laws presently allow only 140,000 employment-related visas annually for all of U.S.**
- **North Carolina has highest number of H2A agricultural guest workers: 8,300 out of 98,000 total farm workers** (E.S.C. - 2005)

# Latino Immigration - Statistics

- **3.8 million new US permanent residents from 2002-05** (USCIS data)
- **2.2 mi. new US citizens from 2002-05** (USCIS data)
- **2004: aver. 660,000 lawful crossings/day ( 241mi./year ) in U.S. - Mexico border**
- **Apprehensions at the southern border:**
  - 2000 – 1.6 million**
  - 2001 – 1.2 million**
  - 2002 – 1.64 million**
  - 2003 – 905,000**
  - 2004 – 1.1 million**



# Average Total Immigration '92 - '04

(in millions)

	<u>'92-'97</u>	<u>'99-'00</u>	<u>'02-'04</u>	<u>% tot.</u>
<b>T. Immigration</b>	<b>1.3</b>	<b>1.6</b>	<b>1.1</b>	<b>100%</b>
<b>Legal (temp/perm)</b>	<b>0.8</b>	<b>0.9</b>	<b>0.6</b>	<b>58%</b>
<b>Unauthorized</b>	<b>0.5</b>	<b>0.7</b>	<b>0.5</b>	<b>42%</b>

Source: Pew Hisp. Ctr. - Spt.2005



# Latino Immigration Issues-Taxes

- Like any employee unauthorized immigrants pay soc.sec., Medicare, federal & state income taxes
- They also pay sales, property & local taxes/fees
- S.S.A. provides ITIN numbers and retains taxes in suspense files (\$6-\$7bi./yr. of S.S. tax & \$1.5 bi. of Medicare taxes) (SSA estimates-NY Times 2005)
- Estimates from \$50-\$133 billion in direct taxes paid; receiving only \$5 billion in social benefits



# Latino Immigration Issues - Social Svcs.

- **Unauthorized immigrants usually don't seek social services and benefits due to fear of deportation**
- **Unauthorized immigrants are not eligible to many federally-funded services (Medicare, SSA, food stamps, etc.); The 1996 Welfare Reform Law prohibited federal funding to legal immigrants of less than 5 yrs. of residency**



# THE NEW LATINO SOUTH - Other Thoughts

- Growing pains vs. vanishing pains in N.C. ?
- The Latinos & the Post-Katrina gulf region impact
- The “browning” and “aging” of America: diverse migration & the retiring baby boomers
- *A Personal Viewpoint:*
  - Forces of nature: survival & family reunification
  - Balance of the ecosystem: human nature will take its course



# **CONTACT INFORMATION:**

**Axel Lluch**

**Office of Hispanic/Latino Affairs  
NC Office of the Governor**

**919-733-5361 or 800-662-7952**

**Axel.Lluch@ncmail.net**

**Cary.Delaosa@ncmail.net**

**THANK YOU !!!**



## THE NEW LATINO SOUTH – Other issues

- **Illegals: the “carpet” cargo video**
- **Work-related issues (safety, health, regulations)**
- **Private money remittances or public funds to L.Am. aid? Co-dependency of remittances**
- **Contact local, state & federal officials**

# Detention Center in Texas



**“Tent” Detention Center in Texas houses 2,000 unauthorized immigrants (W.P. 2/2/07)**



6/18/2007



6/18/2007



6/18/2007

# **THE NEW LATINO SOUTH: LATINOS IN NORTH CAROLINA**



## **Issues and Complexities of a Growing Community**

**Axel Lluch – Governor's Office of Hispanic/Latino Affairs  
2007**



# THE NEW LATINO SOUTH

- Latinos have differences & similarities in cultural & social customs, political, economic conditions and history
- Most Latinos/Hispanics share a common language, Spanish. Yet there are more: Portuguese, indigenous and others
- Strong community, family ties and faith values



# Unauthorized Immigrants Fallacies

- **Latino/Hispanics = “illegal aliens”. Puerto Ricans?**
- **“They all come from Mexico”**
- **“They are poor and uneducated”**
- **“They don’t want to learn English / integrate”**
- **“They take away jobs from Americans”**
- **“They don’t pay taxes, or fair share of taxes”**
- **“They send all their money back to Mexico”**
- **“They receive a lot of welfare / health benefits”**
- **“Seal the so. border and they won’t keep coming”**
- **“Take away benefits, licenses,...and they’ll leave”**

# Elon University Poll

Do you think the immigration of Hispanics NC has been [bad or good] for NC, or has it not made much of a difference?

	Apr 06 %	Nov 06 %	Feb 07 * %
Bad	<b>44.2</b>	<b>56.4</b>	<b>57.3</b>
Hasn't made much of a difference	16.4	13.2	13.3
Good	<b>26.2</b>	<b>17.8</b>	<b>19.3</b>
Have no opinion either way	7.4	7.0	4.9
Don't know	5.4	5.0	4.7
Refused		0.6	0.6
Total	100.0	100.0	100.00
*Included residents of NC,SC,VA,GA & FL			

# Elon University Poll

What makes unauthorized immigration an issue is that. . . too much money is spent on teaching their children in our schools.

	<b>November 2006 Percent</b>
No	<b>45.4</b>
Yes	<b>49.2</b>
Don't Know	<b>5.5</b>
<b>Total</b>	<b>100.0</b>

# Elon University Poll

...they take jobs away from North Carolinians

	<i>April 2006</i> Percent	<b>Nov. 2006</b> Percent
No	41.8	<b>44.1</b>
Yes	55.0	<b>52.3</b>
Don't Know	3.2	<b>3.6</b>
Total	100.0	<b>100.0</b>

# Elon University Poll

**... it costs too much to provide them health care services**

	<b>Nov. 2006 Percent</b>
No	<b>19.9</b>
Yes	<b>72.8</b>
Don't Know	<b>7.3</b>
<b>Total</b>	<b>100.0</b>

# Elon University Poll

... they don't pay their fair share in taxes

	<i>April 2006</i> Percent	<b>Nov. 2006</b> Percent
No	17.8	<b>17.7</b>
Yes	73.2	<b>72.2</b>
Don't Know	9.0	<b>10.1</b>
Total	100.0	<b>100.0</b>

# Elon University Poll

**. . . they have broken the law, regardless of their situation**

	<i>April 2006</i> Percent	<b>Nov. 2006</b> Percent
No	19.0	<b>24.1</b>
Yes	75.3	<b>69.2</b>
Don't Know (v)	5.7	<b>6.7</b>
Total	100.0	<b>100.0</b>

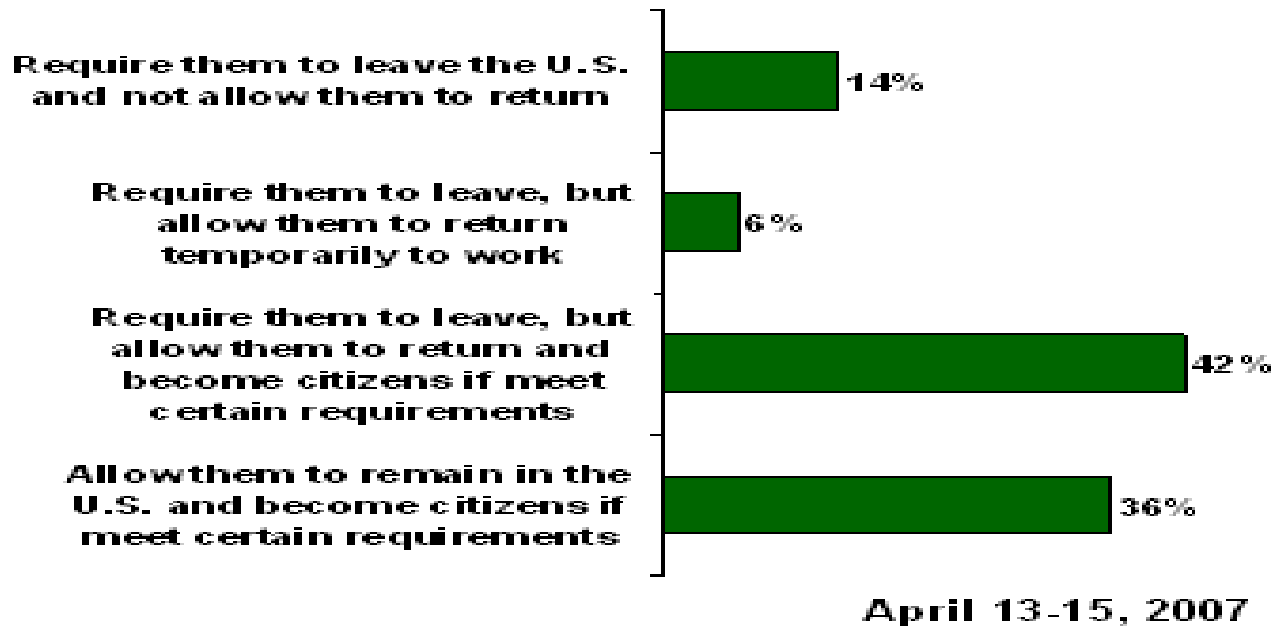
# Elon University Poll

Do you (agree or disagree) with proposals that allow undocumented immigrants to stay in the U.S. if they have a job

	Apr 06 %	Nov 06 %	Feb 07 * %
Strongly Disagree	<b>41.5</b>	<b>37.8</b>	<b>33.9</b>
Disagree	24.7	<b>25.3</b>	29.2
Agree	19.7	<b>24.7</b>	24.9
Strongly Agree	<b>9.5</b>	<b>7.3</b>	<b>6.6</b>
Don't Know	4.5	<b>4.7</b>	4.9
Refused	0.2	<b>0.3</b>	0.4
Total	100.0	<b>100.0</b>	100.0
* Included residents NC,SC,VA,GA & FL			

# USA Today/Gallup Poll - 4/25/07: Most Americans favor giving illegal immigrants a chance

## Preferred Approach for Dealing With Illegal Immigrants in the United States



- Gallup asked similar question in 3/07: 59% of respondents favored a path to citizenship, but 24% favored deportation for illegal immigrants



# Gallup Democracy Pulse - Immigration

## (April 2007)

- Americans believe immigration, in the abstract, has been good for U.S., but don't want current immigration increased & overwhelmingly oppose making easier for illegal immigrants to become citizens
- Most Americans think it's important to control illegal immigration and address status of illegal immigrants currently in U.S.
- Americans, including a majority of Hispanics, believe there are too many Latin American immigrants
- The public overwhelmingly believes illegal immigrants take jobs that Americans don't want
- Despite media attention, "illegal immigration" rated among lowest areas of concern on list of 12 social issues, yet concern increased significantly 2005-2006

# NC Statewide Survey - 4/19/06 (PUBLIC POLICY POLLING, Inc.)

**Q1** More or less likely to vote for candidate that favors tighter immigration controls?

*More likely*..... 81%

*Less likely* ..... 12%

*No difference* ..... 7%

**Q2** More or less likely to vote for candidate that favors allowing illegal immigrants to remain in U.S. if they had a job and met certain requirements?

*More likely*..... 48%

*Less likely* ..... 47%

*No difference* ..... 5%

**Q3** More or less likely to allow illegal immigrants to remain in U.S. legally, if we tighten border to reduce illegal immigration?

*More likely*..... 52%

*Less likely* ..... 39%

*Don't know* ..... 9%



# THE NEW LATINO SOUTH - Issues

- **Title VI implementation & funding**
- **Healthcare, social & welfare services**
- **Labor (S/H,regulations) economic issues**
- **Limited education, high dropout rates**
- **Post-high school education access**
- **DWI /driver licenses (Real ID,state law)**



# NEW LATINO SOUTH – More issues

- Existing legislation /policies: Basic Pilot, ICE agreements, new Medicaid & Passports requirements
- Proposed federal & state legislation (see slide)
- Language barriers in a global village
- Immigration status of foreign-born Latinos
- Limited social contact and isolation: failed integration when immigration becomes too disorderly; receiving communities & institutions don't incorporate newcomers



# NC Legislative Bills – Session 2007

## House Bills:

**HB55: Security & Immigration Compliance**

**H164: In-State comm. College /Legal Resident**

**H308: State Contracts/Illegal Immigrants**

**H309: Verify Govt. Employee Legal Status**

**H405: Reduce Number of Illegal Aliens in Jail**

**H409: No-In State Tuition if Unlawfully in U.S.**

**H1950: Sheriff's Immgr. Enfcmt. Funds**



# NC Legislative Bills – Session 2007

## House Bills:

**H422: Ensure Compliance with Real ID Act of 2005**

**H598: Tax on Illegal Immigrant Wire Transfer**

## Senate Bills:

**S289: Require Passport for Driver's License**

**S573: Restrict Contracts & Benefits/Illegal Aliens**

**S807: State Leos/Enforce Federal Immigration Laws**

**S988: Illegal Imgrnts. Tax Collection Enforcement**



# 2007 Senate Immigration Reform

- **Z Visa- 8 yrs. \$5K fine, leave U.S., pay green card fees 5 yrs; then citizenship**
- **Merit-based, not family focus migration**
- **Security triggers & clear backlog first**
- **18,000 new BP agents, 370 mi. fence,**
- **EEVS, DHS-SSA data share, penalties**
- **temporary-worker program (200K)**
- **Includes AgJOBS, DREAM Act**
- **English Language, integration requirements**



# 2007 Senate Immigration Reform

- **“The bill isn’t perfect; that’s the nature of compromise...the legislation can be characterized as practical” - N & O, 5/22/07**
- **“The virulence & breath of opposition has obscured the potential of the legislation. The wiser course is to work for improvements” - W. Post 5/23/07**



# 2007 Senate Immigration Reform

- **Americans have mixed feelings about if recent wave of immigrants has been beneficial to U.S. and are sharply divided over how open to be for future immigrants - NYT/CBS poll 5/07**
- **USA Today/Gallup poll (4/07) found most Americans prefer to require illegal immigrants to leave the U.S., but allow return to become citizens if they meet certain requirements**
- **Americans are divided and uncertain about how to deal with illegal immigrants in U.S.; 52% believe in creating a pathway to citizenship vs. 44% opposed. A guest worker program was favored by 53% (WP/ABC poll – 6/4/07)**
- **Rasmussen poll (6/07) - 23% of voters in favor vs. 50% opposed; By 3-to-1 margin, voters say doesn't make sense to consider additional laws until government first gains control of borders and enforces existing laws**



## **NEW LATINO SOUTH-Recommendations**

- **More resources/outreach DHHS, DOL, DPI**
- **Education alternatives: part-time, online, Plazas Comunitarias, Learn & Earn, private scholarships, out-of-state education**
- **Engage in civic & policy participation**
- **Reasonable /pragmatic local, state policies and legislation**
- **Comprehensive Immigration Reform in post- 9/11 America**
- **Dream Act & Ag-Jobs alternatives**



# NEW LATINO SOUTH-Recommendations

- **Learn English for progress and success**
- **Build relationships with non-Hispanics (social competence and integration)**
- **Understand NC /U.S. lifestyles & customs**
- **Successful immigrant integration models have continuous interaction, mutual adjustments & accommodations**
- **Don't expect "miracle or fast" solutions**



# THE NEW LATINO SOUTH - Other Thoughts

## *A Personal Viewpoint:*

### Forces of nature:

survival & family reunification

human nature will take its course



# **CONTACT INFORMATION:**

**Axel Lluch**

**Office of Hispanic/Latino Affairs  
NC Office of the Governor**

**919-733-5361 or 800-662-7952**

**Axel.Lluch@ncmail.net**

**Cary.Delaosa@ncmail.net**

**THANK YOU !!!**



6/18/2007



6/18/2007